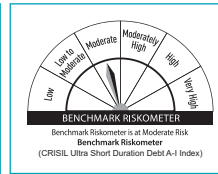
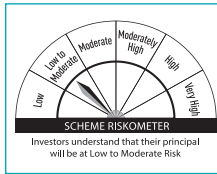


CANARA ROBECO ULTRA SHORT TERM FUND

(Ultra Short Term Fund – An open ended ultra-short term debt scheme investing in debt & money market instruments such that the Macaulay duration of the portfolio is between 3 months and 6 months. A relatively low interest rate risk and moderate credit risk.

This product is suitable for investors who are seeking*:

- Income/ Capital appreciation over ultra-short term through a low risk strategy
- Investment in a mix of Debt and Money Market instruments such that the Macaulay duration of the portfolio is between 3 months and 6 months



POTENTIAL RISK CLASS (PRC) MATRIX			
Relatively Low Interest Rate Risk and Moderate Credit Risk			
Potential Risk Class			
Credit Risk	Relatively Low (Class A)	Moderate (Class B)	Relatively High (Class C)
Interest Rate Risk			
Relatively Low (Class I)		B-I	
Moderate (Class II)			
Relatively High (Class III)			

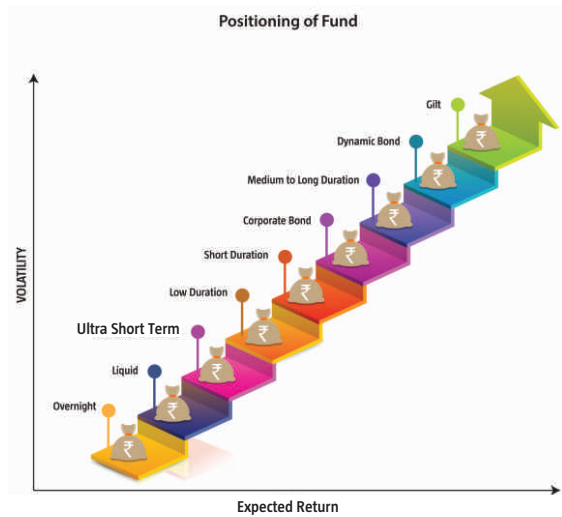
*Investors should consult their financial advisers if in doubt about whether the product is suitable for them.

“Ultra Short Term Funds are debt schemes which invest predominantly in debt & money market instruments towards the shorter end of the curve. These funds have average maturity lower than long-duration funds / gilt funds, but usually more than Liquid Funds. Additionally, as the investment strategy in these funds is to generate accrual income, such funds are less sensitive to changes in interest rates. This reduces the volatility of returns making them a suitable solution to park short term surplus.

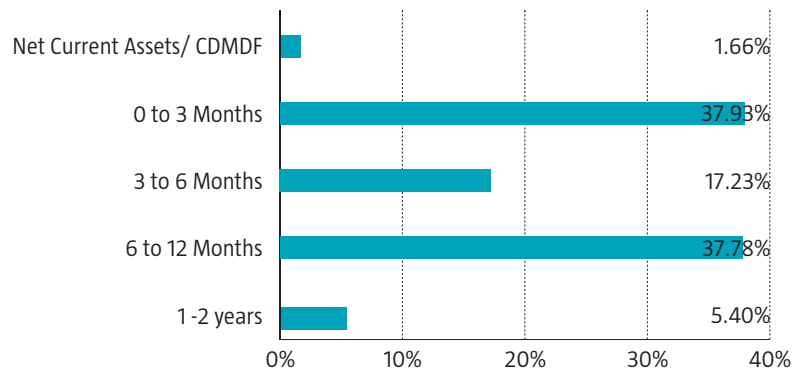
Why Canara Robeco Ultra Short Term Fund?

Canara Robeco Ultra Short Term Fund is an open-ended ultra-short term debt scheme investing in instruments such that the Macaulay duration of the portfolio is between 3 months and 6 month. The fund is a well-diversified fund which aims to identify securities with the intention to hold the investments till maturity; thereby reducing the risk arising from fluctuating interest rates. Investments in this fund are made in shorter-maturity corporate bonds, commercial papers & certificate of deposits of the highest quality along with tactical exposure to Government Securities.

Over all Fixed Income Product Positioning:



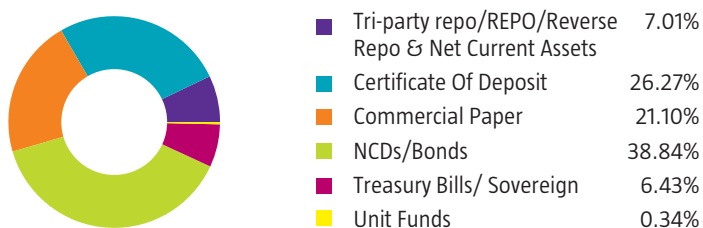
Maturity Profile (as on 28th March, 2024)



The above diagram is only indicative in nature. There is no assurance or guarantee that the investment objective of the scheme will be achieved

Portfolio Characteristics (as on 28th March, 2024)

Asset Allocation



Portfolio Characteristics (as on 28th March, 2024)

Rating Profile



Fund Specifics

Fund Inception	: September 16, 2003
Investment Objective	: To generate returns by investing in a wide range of debt securities and money market instruments of various maturities and risk profile. However, there is no assurance that the objective of the Fund will be realised.
Monthend AUM (₹)*	: 560.38 Crores
Asset Allocation	: Debt and Money Market instruments- 0% to 100% (Risk- Low to Medium) Reits / Invits- 0% to 10% (Risk- Medium to High)
Minimum Investment Amount	: ₹ 500 and in multiples of ₹ 1 thereafter. Subsequent purchases: Minimum amount of ₹ 500 and multiples of ₹ 1 thereafter. SIP: For Any date/monthly frequency – ₹ 500 and in multiples of ₹ 1 thereafter For quarterly frequency – ₹ 500 and in multiples of ₹ 1 thereafter STP: The minimum amount for STP will be subject to the minimum investment amount as detailed in switch-in scheme SWP: ₹ 100 and in multiples of ₹ 1 thereafter
Entry Load	: Nil
Exit Load	: Nil
Benchmark**	: CRISIL Ultra Short Duration Debt A-I Index
Plans / Options	: Regular Plan - Daily Reinvestment of Income Distribution cum Capital Withdrawal Option Regular Plan - Weekly Reinvestment of Income Distribution cum Capital Withdrawal Option Regular Plan - Weekly Payout of Income Distribution cum Capital Withdrawal Option Regular Plan - Monthly Reinvestment of Income Distribution cum Capital Withdrawal Option Regular Plan - Monthly Payout of Income Distribution cum Capital Withdrawal Option Regular Plan - Payout of Income Distribution cum Capital Withdrawal Option Regular Plan - Growth Option Direct Plan - Daily Reinvestment of Income Distribution cum Capital Withdrawal Option Direct Plan - Weekly Reinvestment of Income Distribution cum Capital Withdrawal Option Direct Plan - Weekly Payout of Income Distribution cum Capital Withdrawal Option Direct Plan - Monthly Reinvestment of Income Distribution cum Capital Withdrawal Option Direct Plan - Monthly Payout of Income Distribution cum Capital Withdrawal Option Direct Plan - Payout of Income Distribution cum Capital Withdrawal Option Direct Plan - Growth Option
Fund Manager	: Ms. Suman Prasad / Mr. Avnish Jain

*Monthend AUM as on 28.03.2024

**Please refer notice cum addendum no.51 dated March 07, 2024 for Change in Benchmark of Open Ended Debt Scheme of Canara Robeco Ultra Short Term Fund

PERFORMANCE AT A GLANCE

(as on 28th March, 2024)

*CANARA ROBECO ULTRA SHORT TERM FUND

Fund Manager: (1) Ms. Suman Prasad is managing the scheme since 12-April-11 (2) Mr. Avnish Jain is managing the scheme since 01-April-22

Period	Returns (%)			Current Value of Standard Investment of ₹ 10000		
	Scheme	CRISIL Ultra Short Duration Debt A-I Index [#]	CRISIL 1 Year T-Bill Index ^{##}	Scheme	CRISIL Ultra Short Duration Debt A-I Index [#]	CRISIL 1 Year T-Bill Index ^{##}
Last 1 Year	6.52	7.61	7.21	10648	10757	10717
Last 3 Years	4.66	5.75	5.14	11461	11824	11620
Last 5 Years	4.79	5.94	5.50	12638	13347	13074
Since Inception (CAGR)	6.80	7.43	6.28	34913	30823	26031

The past performance may or may not be sustained in the future. Returns are based on NAV of Regular Plan – Growth Option and are calculated on compounded annualized basis for a period of more than (or equal to) a year and Simple annualized basis for a period less than a year. Inception Date: September 16, 2003 . The face value was changed to ₹ 1000 w.e.f August 20, 2011. Different plans have a different expense structure.

Scheme Benchmark[#] ● Additional Benchmark^{##} ● - : Corresponding Benchmark values not available ● Load is not taken into consideration for computation of returns. Returns of IDCW Option under the scheme for the investor would be net of tax deducted at source. ● *Please refer notice cum addendum no.51 dated March 07, 2024 for Change in Benchmark of Open Ended Debt Schemes of Canara Robeco Mutual Fund (CRMF)

Scheme Performance - Fund Manager wise

(as on 28th March, 2024)

Fund Manager: Ms. Suman Prasad

Scheme Names	CAGR (%)							
	1 Year Return		3 Years Return		5 Years Return		Since Inception	
	Scheme	Benchmark [#]	Scheme	Benchmark [#]	Scheme	Benchmark [#]	Scheme	Benchmark [#]
CANARA ROBECO OVERNIGHT FUND	6.69	6.83	5.10	5.23	N.A	-	4.64	4.72
CANARA ROBECO ULTRA SHORT TERM FUND	6.52	7.61	4.66	5.75	4.79	5.94	6.80	7.43
CANARA ROBECO SHORT DURATION FUND [^]	6.61	7.54	4.50	5.42	5.74	6.59	6.69	7.76
CANARA ROBECO CORPORATE BOND FUND	6.55	7.54	4.57	5.38	5.93	6.87	6.98	8.29

Note:

- Ms. Suman Prasad manages 4 open-ended schemes of Canara Robeco Mutual Fund .
- Period for which scheme's performance has been provided is computed basis last day of the month-end preceding the date of advertisement
- Different plans shall have a different expense structure. The performance details provided herein are of Regular plan - Growth Option.
- [^]As per the provisions of SEBI circular dated April 12, 2018 (Performance disclosure post consolidation/ Merger of Schemes), the past performance of aforesaid scheme is based on the historical NAV of Canara Robeco Short Duration Fund (erstwhile Canara Robeco Yield Advantage Fund) and hence may not be comparable.
- Past performance may or may not be sustained in the future.
- N.A.- Not Applicable because scheme is in existence for less than 5 years.
- : Corresponding Benchmark values not available

Fund Manager: Mr. Avnish Jain

Scheme Names	CAGR (%)							
	1 Year Return		3 Years Return		5 Years Return		Since Inception	
	Scheme	Benchmark [#]	Scheme	Benchmark [#]	Scheme	Benchmark [#]	Scheme	Benchmark [#]
CANARA ROBECO EQUITY HYBRID FUND*	27.51	27.43	13.81	14.09	14.34	14.10	11.65	-
CANARA ROBECO CONSERVATIVE HYBRID FUND* [^]	11.84	12.46	7.47	7.48	8.96	9.02	10.08	8.88
CANARA ROBECO LIQUID FUND	7.20	7.25	5.40	5.53	5.03	5.27	6.96	6.80
CANARA ROBECO SAVINGS FUND	7.21	7.58	5.12	5.63	5.62	6.19	7.31	7.22
CANARA ROBECO ULTRA SHORT TERM FUND	6.52	7.61	4.66	5.75	4.79	5.94	6.80	7.43
CANARA ROBECO CORPORATE BOND FUND	6.55	7.54	4.57	5.38	5.93	6.87	6.98	8.29
CANARA ROBECO GILT FUND	7.69	8.64	4.80	5.67	6.45	7.20	8.28	8.49
CANARA ROBECO DYNAMIC BOND FUND	6.92	8.10	4.27	5.40	5.62	7.45	6.94	7.80
CANARA ROBECO INCOME FUND	6.44	8.00	4.02	5.37	5.76	7.41	7.84	7.64
CANARA ROBECO SHORT DURATION FUND [^]	6.61	7.54	4.50	5.42	5.74	6.59	6.69	7.76
CANARA ROBECO BANKING AND PSU DEBT FUND	6.79	7.48	N.A	-	N.A	-	6.07	6.84

Note:

- Mr. Avnish Jain manages 11 open-ended schemes of Canara Robeco Mutual Fund.
- Period for which scheme's performance has been provided is computed basis last day of the month-end preceding the date of advertisement
- Different plans shall have a different expense structure. The performance details provided herein are of Regular plan - Growth Option.
- *Managing the portfolio only for debt allocation
- [^]As per the provisions of SEBI circular dated April 12, 2018 (Performance disclosure post consolidation/ Merger of Schemes), the past performance of aforesaid scheme is based on the historical NAV of Canara Robeco Income Saver Fund (erstwhile Canara Robeco Monthly Income Plan) and hence may not be comparable.
- Past performance may or may not be sustained in the future.
- : Corresponding Benchmark values not available
- N.A.- Not Applicable because scheme is in existence for less than 3 year.

SIP RETURNS

(as on 28th March, 2024)

*CANARA ROBECO ULTRA SHORT TERM FUND

Fund Manager: Ms. Suman Prasad / Mr. Avnish Jain

	Since Inception	15 YR	10 yr	7 yr	5 yr	3 yr	1 yr
Total Amt invested	1890000	1800000	1200000	840000	600000	360000	120000
Market Value	3165344	2919635	1573795	1001605	678490	391488	124126
Scheme Returns	6.23%	6.16%	5.30%	4.97%	4.88%	5.56%	6.55%
CRISIL Ultra Short Duration Debt A-I Index [#]	7.09%	7.05%	6.43%	6.13%	5.99%	6.63%	7.64%
CRISIL 1yr T Bill Index ^{##}	6.23%	6.24%	5.92%	5.64%	5.44%	6.00%	7.10%
Inception Date	16-Sept-03						

- Investment date is taken to be 1st of the month or next business day if 1st is a holiday and investment of ₹ 10000 is taken. Returns are as on 28-March-2024 and are based on XIRR approach.
- The calculations are based on the regular growth plan NAVs. 3. NA : Not Applicable as Benchmark index data not available for the period 4. *Please refer notice cum addendum no.51 dated March 07, 2024 for Change in Benchmark of Open Ended Debt Schemes of Canara Robeco Mutual Fund (CRMF) 5. Past performance may or may not be sustained in the future. Scheme Benchmark[#], Additional benchmark^{##}

Disclaimer: The information provided in this document is only for reading purpose and do not constitute any guidelines or recommendation on any course of action to be followed by the reader. Recipients of this document should rely on information/data arising out of their own investigations. Readers are advised to seek independent professional advice, verify the contents and arrive at an informed investment decision before making any investments. Investor shall note that there is no assurance or guarantee that the investment objective of the scheme will be achieved. It is hereby expressly stated that, neither the AMC, its officers, the trustees, the Fund or any of their affiliates or representatives assume any responsibility for the accuracy of such information or the views thereof. Further, CRMF, its Sponsors, its Trustees, CRAMC, its employees, officer, Directors, etc. assume no financial liability whatsoever to the user of this document. This document is for general information purposes only and should not construed as solicitation to invest in the Mutual Fund schemes.

Mutual fund investments are subject to market risks, read all scheme related documents carefully.

Canara Robeco Mutual Fund

Investment Manager : Canara Robeco Asset Management Co. Ltd. Construction House, 4th Floor, 5, Walchand Hirachand Marg, Ballard Estate, Mumbai 400 001. Tel.: 6658 5000 Fax: 6658 5012 / 13. www.canararobeco.com Toll Free No : 1800 209 2726 CIN No : U65990MH1993PLC071003

Distributed by :

CANARA ROBECO
Mutual Fund