
CANARA ROBECO
EQUITY HYBRID FUND
(erstwhile Canara Robeco Balance)

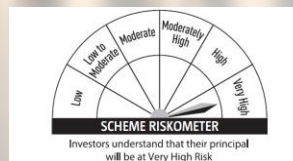
Canara Robeco Equity Hybrid Fund

Aggressive Hybrid Fund: An open-ended hybrid scheme investing predominantly in equity and equity related instruments

This product is suitable for investors who are seeking*

- Income/capital appreciation over long term
- Investment predominantly in equity and equity related instruments and a small portion in debt and money market instruments

**Investors should consult their financial advisers if in doubt about whether the product is suitable*



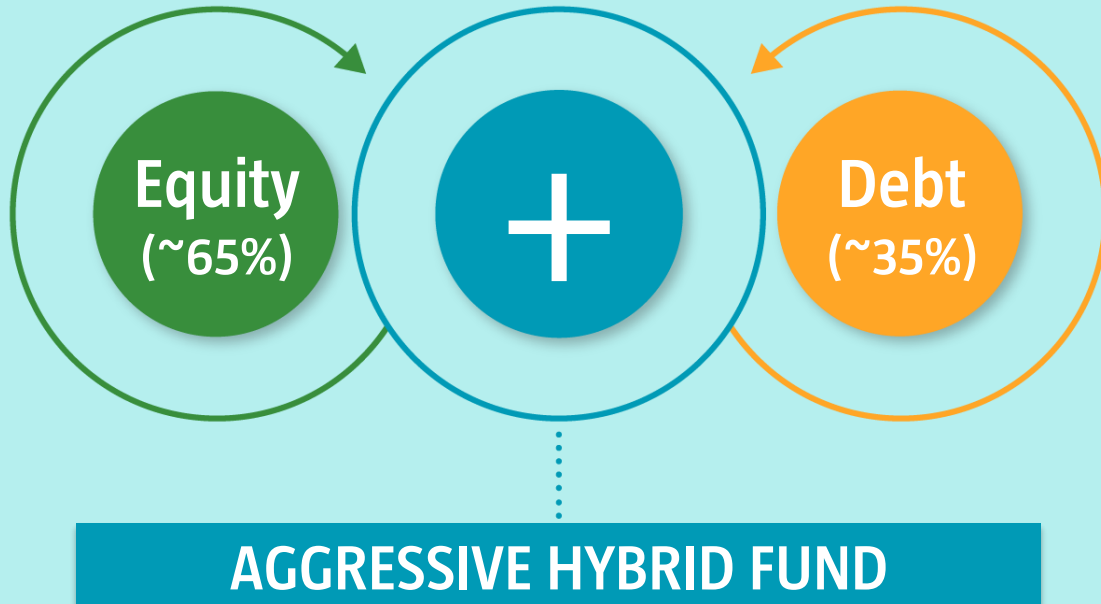
WHAT IS AN AGGRESSIVE HYBRID FUND



AGGRESSIVE HYBRID FUND

A fund which aims to benefit from the growth opportunities in Equities and generate steady income from Fixed Income

AGGRESSIVE HYBRID FUNDS - PRODUCT FEATURES

FEATURES

Invests in Equity & Debt (True to its nature Fund)



Potential of generating better returns with lower volatility

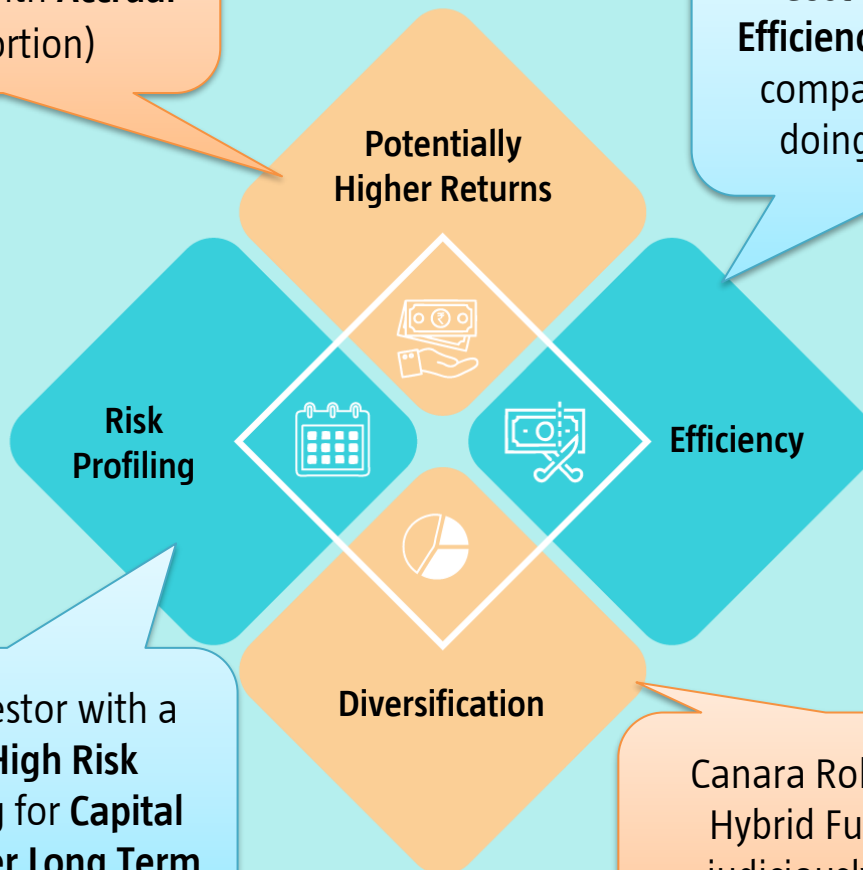


Option to receive Dividends/SWP as per requirement

WHY CANARA ROBECO EQUITY HYBRID FUND

Aims to generate long-term **Capital Appreciation** (Equity portion) along with **Accrual Income** (Debt portion)

Cost & Operational Efficiency for investors as compared to investors doing it at their end



Ideal for an investor with a **Moderately High Risk** appetite looking for **Capital Appreciation Over Long Term**

Canara Robeco Equity Hybrid Fund invests judiciously between **Equity** and **Debt**

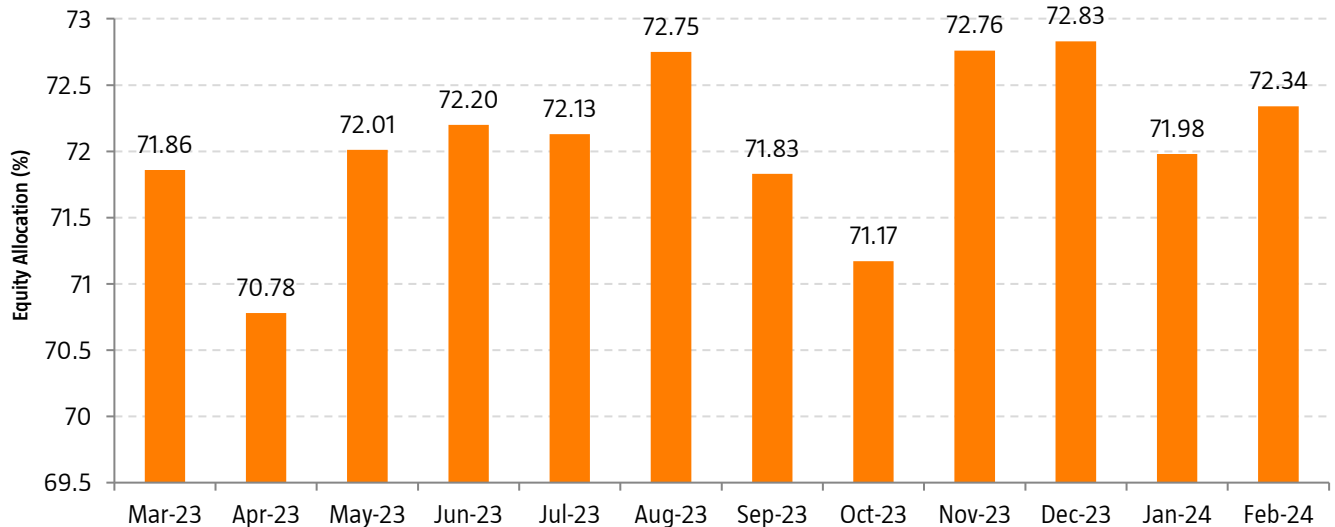
WHO CAN INVEST

Canara Robeco Equity Hybrid Fund is an 'ALL SEASON FUND' and can form a part of the core portfolio of namely:



BUY LOW SELL HIGH STRATEGY

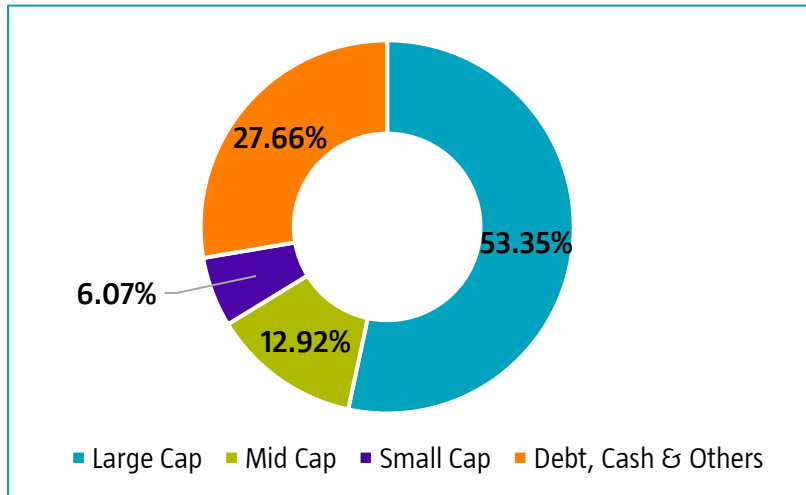
Equity Asset Allocation



- The allocation to Equity is maintained in the range of 65% to 75%. With a cautiously optimistic outlook on equities, allocation has been around 70%
- When equity market rallies, the allocation to equity increases. Rebalancing brings allocation within range and also helps book profits at higher levels.
- Similarly, when equity market corrects allocation reduces and rebalancing helps buy more equity at lower levels.

PORTFOLIO HIGHLIGHTS

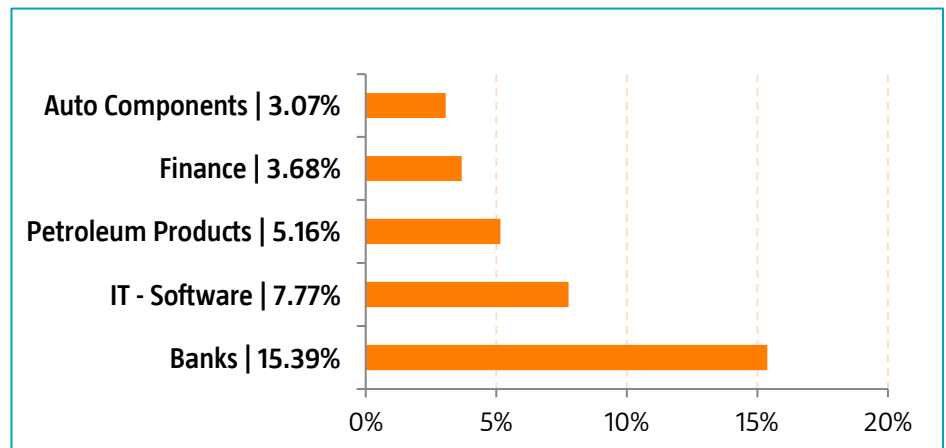
Asset Allocation



A true to label fund with a small portion of Debt along with large Equity allocation

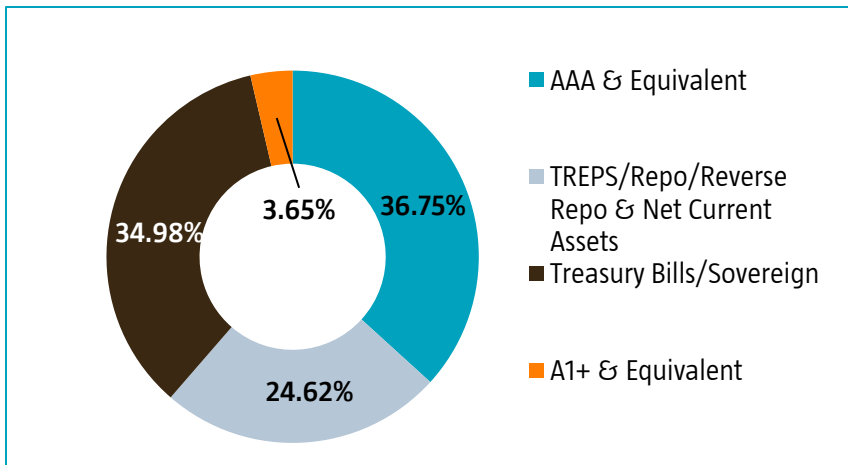
Well diversified portfolio across sectors

Sector Allocation



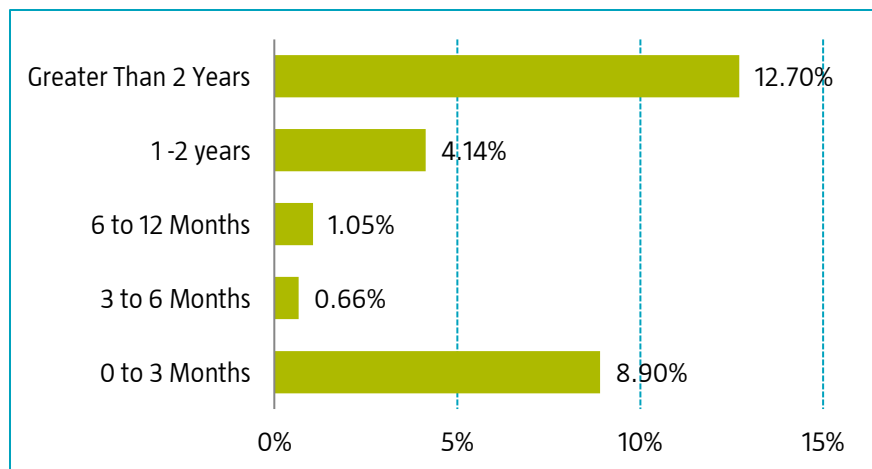
PORTFOLIO HIGHLIGHTS

Rating Allocation



Investments in **Highly Rated Instruments**

Maturity Profile



Tight **Duration range**

PORTFOLIO HIGHLIGHTS

Quantitative Information

Criteria	Values
Standard Deviation	9.15
Portfolio Beta	1.00
Portfolio Turnover Ratio	0.28 times
R-Squared	0.93
Sharpe Ratio	0.83

Investment Style



CONSISTENT MONTHLY DIVIDENDS

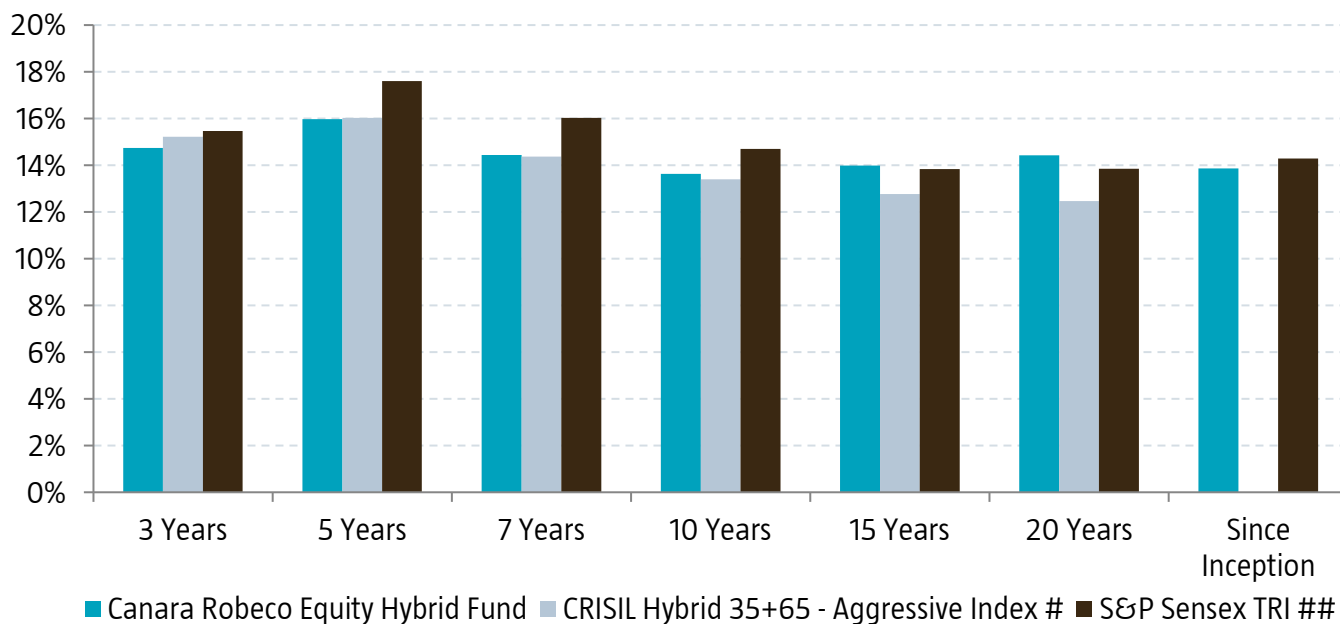
Record Date	Dividend per Unit	NAV as on Record Date	Annualised Dividend Yield (%)
27-Nov-20	0.68	80.33	10.20%
24-Dec-20	0.71	83.32	10.23%
29-Jan-21	0.73	82.31	10.64%
26-Feb-21	0.77	85.74	10.78%
26-Mar-21	0.75	85.11	10.57%
30-Apr-21	0.71	85.39	9.98%
28-May-21	0.72	88.01	9.82%
25-Jun-21	0.76	90.33	9.82%
30-Jul-21	0.78	91.24	10.26%
27-Aug-21	0.79	92.96	10.20%
24-Sep-21	0.81	96.64	10.06%
29-Oct-21	0.83	94.76	10.51%
29-Nov-21	0.82	91.65	10.74%
31-Dec-21	0.78	93.23	10.04%
28-Jan-22	0.82	91.12	10.80%
25-Feb-22	0.82	88.36	11.14%
25-Mar-22	0.58	88.11	7.90%
29-Apr-22	0.59	87.08	8.13%
30-Jun-22	0.60	80.42	8.95%
29-Jul-22	0.60	85.96	8.38%
26-Aug-22	0.64	87.25	8.80%
30-Sep-22	0.64	85.54	8.98%
28-Oct-22	0.62	86.26	8.63%
25-Nov-22	0.64	88.16	8.71%
30-Dec-22	0.64	86.25	8.90%
27-Jan-23	0.62	83.45	8.92%
24-Feb-23	0.62	83.38	8.92%
31-Mar-23	0.59	84.46	8.38%
28-Apr-23	0.61	83.84	8.73%
26-May-23	0.62	85.48	8.70%
30-Jun-23	0.64	87.97	8.73%
31-Jul-23	0.65	89.24	8.74%
31-Aug-23	0.65	88.02	8.79%
29-Sep-23	0.66	88.76	8.92%
27-Oct-23	0.65	86.17	9.05%
24-Nov-23	0.64	89.13	8.62%
29-Dec-23	0.69	94.67	8.75%
25-Jan-24	0.70	93.76	8.96%
23-Feb-24	0.69	95.65	8.66%

CONSISTENT TRACK RECORD OF GIVING MONTHLY DIVIDENDS

Past performance may or may not be sustained in future. Above details are for Canara Robeco Equity Hybrid Fund Dividend option Regular Plan. # Dividend is on face value of 10/- per unit. Pursuant to payment of dividend, the NAV of the dividend option of the scheme would fall to the extent of payout and statutory levy (if any). Dividend distribution is subject to the availability of distributable surplus. Dividends above are gross and does not include any taxes.

PERFORMANCE AT A GLANCE - SIP

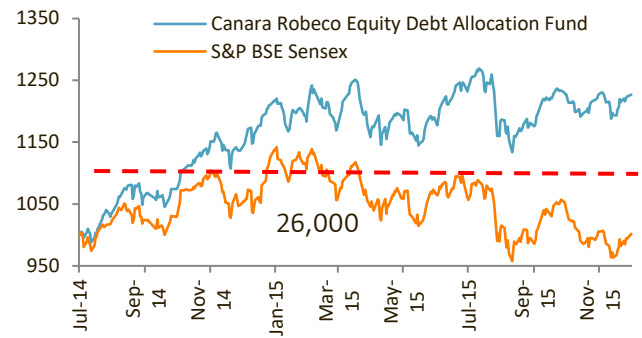
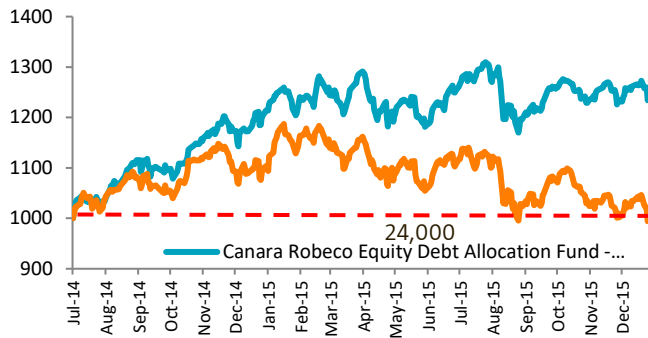
Canara Robeco Equity Hybrid Fund has outperformed the benchmark & S&P BSE SENSEX TRI over long term



Canara Robeco EHF	1 year	3 years	5 years	7 years	10 years	15 years	20 years	Since Inception
Total Amt invested (INR)	120000	360000	600000	840000	1200000	1800000	2400000	3730000
Market Value (INR)	136762	447907	893904	1404191	2443789	5641999	12373248	51457979

ADDING A CUSHION OF DEBT HELPS

Canara Robeco Equity Hybrid Fund has outperformed the benchmark & S&P BSE SENSEX TRI over long term



Date	Canara Robeco EHF	S&P BSE Sensex TRI
14/07/2014	82.22	23905.60
08/01/2016	104.80	23962.21
Absolute Returns	27.46%	0.24%
CAGR Returns	15.46%	0.14%

Date	Canara Robeco EHF	S&P BSE Sensex TRI
28/07/2014	93.45	25991.23
21/12/2015	114.65	26034.13
Absolute Returns	22.08%	-0.98%
CAGR Returns	15.50%	0.12%

- Its known that Equity markets have been range bound in the recent past as well, Canara Robeco Equity Debt Allocation Fund has generated positive returns
- Adding a cushion of debt helps the portfolio shield from the volatility and downfall on one asset class
- The returns generated by debt portfolio helps achieve positive returns on the amount invested.

FUND FACTS

Fund Category	Aggressive Hybrid Fund – An open-ended hybrid scheme investing predominantly in equity and equity related Instruments
Investment Objective	To seek to generate long term capital appreciation and/or income from a portfolio constituted of equity and equity related securities as well as fixed income securities (debt and money market securities). However, there can be no assurance that the investment objective of the scheme will be realized
Inception Date	01-Feb-93
Asset Allocation	<input type="checkbox"/> Equity and equity related instruments: 65% - 80% <input type="checkbox"/> Debt and Money Market Instruments: 20% - 35% <input type="checkbox"/> REITs/ InvITs: 0%-10%
Plans/Options	Regular & Direct Plan: Options: Growth / IDCW (Monthly Dividend payout & Reinvestment)
Facilities	SIP/ STP/ SWP/ Transfer of IDCW Plan
Fund Size	Rs. 9,808.56 Crs (Month End AUM)
Load Structure	For any redemption / switch out upto 10% of units within 1 Year from the date of allotment - Nil For any redemption / switch out more than 10% of units within 1 Year from the date of allotment - 1% For any redemption/switch out after 1 Year from the date of allotment - Nil
Benchmark	CRISIL Hybrid 35+65 - Aggressive Index
Fund Manager	Equity Portion: Ms. Ennette Fernandes, Mr. Shridatta Bhandwaladar Debt Portion: Mr. Avnish Jain

Performance of Fund Manager

Fund Manager: Mr. Shridatta Bhandwalkar

Scheme Names	CAGR (%)									
	6 Months Return**		1 Year Return		3 Years Return		5 Years Return		Since Inception	
	Scheme	Benchmark*	Scheme	Benchmark*	Scheme	Benchmark*	Scheme	Benchmark*	Scheme	Benchmark*
CANARA ROBECO SMALL CAP FUND			42.37	68.56	30.40	30.48	27.13	26.14	27.09	26.83
CANARA ROBECO INFRASTRUCTURE			52.21	111.92	29.42	40.42	24.51	28.66	14.77	-
CANARA ROBECO CONSUMER TRENDS FUND			34.89	32.42	17.78	17.42	19.90	17.37	16.51	12.77
CANARA ROBECO FOCUSED EQUITY FUND			34.52	39.34	N.A	-	N.A	-	19.12	19.27
CANARA ROBECO EMERGING EQUITIES			32.69	44.88	17.16	22.03	18.61	21.15	17.30	-
CANARA ROBECO FLEXICAP FUND*			31.39	39.34	16.47	19.41	17.82	18.98	17.80	16.70*
CANARA ROBECO ELSTAX SAVER			31.83	39.34	16.60	19.41	19.70	18.98	19.31	17.71
CANARA ROBECO EQUITY HYBRID FUND			25.88	26.58	13.78	14.08	15.37	15.07	11.64	-
CANARA ROBECO BLUE CHIP EQUITY FUND			30.29	32.42	15.05	17.42	17.96	17.37	13.09	12.34
CANARA ROBECO CONSERVATIVE HYBRID FUND			11.93	12.52	7.52	7.67	9.50	9.40	10.10	8.87
CANARA ROBECO MID CAP FUND			42.36	56.32	N.A	-	N.A	-	28.65	35.38
CANARA ROBECO MULTI CAP FUND**	30.96	41.50	N.A	-	N.A	-	N.A	-	29.40	39.22

Note:

- Mr. Shridatta Bhandwalkar manages 12 open-ended schemes of Canara Robeco Mutual Fund.
- Period for which scheme's performance has been provided is computed basis last day of the month-end preceding the date of advertisement.
- Different plans shall have a different expense structure. The performance details provided herein are of Regular plan - Growth Option.
- Past performance may or may not be sustained in the future.
- : Corresponding Benchmark values not available
- N.A - Not Applicable because scheme is in existence for less than 1 year or 3 years respectively.
- * Since inception return for the benchmark is Composite return - * As TRI data is not available since inception of the scheme, benchmark performance is calculated using composite CAGR of S&P 500 TRI Index. PRI values from 16th Sept 2003 to 1st Aug, 2006 and TRI values since 1st Aug, 2006 are considered.
- ** Scheme has been in existence for more than six months but less than one year, therefore returns shown above are based on simple annualized growth rate of the scheme for the past 6 months from the last day of previous month-end / since inception.

Fund Manager: Ms. Ennette Fernandes

Scheme Names	CAGR (%)							
	1 Year Return		3 Years Return		5 Years Return		Since Inception	
	Scheme	Benchmark*	Scheme	Benchmark*	Scheme	Benchmark*	Scheme	Benchmark*
CANARA ROBECO CONSUMER TRENDS FUND	34.89	32.42	17.78	17.42	19.90	17.37	16.51	12.77
CANARA ROBECO EQUITY HYBRID FUND	25.88	26.58	13.78	14.08	15.37	15.07	11.64	-

Note:

- Ms. Ennette Fernandes manages 2 open-ended schemes of Canara Robeco Mutual Fund.
- Period for which scheme's performance has been provided is computed basis last day of the month-end preceding the date of advertisement.
- Different plans shall have a different expense structure. The performance details provided herein are of Regular plan - Growth Option
- Past performance may or may not be sustained in the future.
- : Corresponding Benchmark values not available

Fund Manager: Mr. Avnish Jain

Scheme Names	CAGR (%)							
	1 Year Return		3 Years Return		5 Years Return		Since Inception	
	Scheme	Benchmark*	Scheme	Benchmark*	Scheme	Benchmark*	Scheme	Benchmark*
CANARA ROBECO EQUITY HYBRID FUND*	25.88	26.58	13.78	14.08	15.37	15.07	11.64	-
CANARA ROBECO CONSERVATIVE HYBRID FUND**	11.93	12.52	7.52	7.67	9.50	9.40	10.10	8.87
CANARA ROBECO LIQUID FUND	7.21	7.25	5.27	5.41	5.03	5.27	6.96	6.79
CANARA ROBECO SAVINGS FUND	7.23	7.81	5.01	5.89	5.68	6.31	7.31	7.24
CANARA ROBECO ULTRASHORT TERM FUND	6.57	7.80	4.54	5.92	4.79	6.20	6.80	7.50
CANARA ROBECO CORPORATE BOND FUND	6.62	7.72	4.63	6.31	6.12	7.14	6.97	8.35
CANARA ROBECO GILT FUND	8.21	9.23	4.76	5.73	6.51	7.32	8.28	-
CANARA ROBECO DYNAMIC BOND FUND	7.41	7.34	4.19	6.70	5.91	8.36	6.93	8.50
CANARA ROBECO INCOME FUND	6.96	7.35	4.07	6.69	6.06	8.35	7.84	8.21
CANARA ROBECO SHORT DURATION FUND*	6.77	7.98	4.49	6.05	5.84	7.14	6.69	7.95
CANARA ROBECO BANKING AND PSU DEBT FUND	7.01	7.65	N.A	-	N.A	-	5.99	6.75

Note:

- Mr. Avnish Jain manages 11 open-ended schemes of Canara Robeco Mutual Fund.
- Period for which scheme's performance has been provided is computed basis last day of the month-end preceding the date of advertisement.
- Different plans shall have a different expense structure. The performance details provided herein are of Regular plan - Growth Option.
- * Managing the portfolio only for debt allocation
- ** As per the provisions of SEBI circular dated April 12, 2018 (Performance disclosure post consolidation / Merger of Schemes), the past performance of aforesaid scheme is based on the historical NAV of Canara Robeco Income Saver Fund (erstwhile Canara Robeco Monthly Income Plan) and hence may not be comparable.
- Past performance may or may not be sustained in the future.
- : Corresponding Benchmark values not available
- N.A - Not Applicable because scheme is in existence for less than 3 year.

DISCLAIMER

The information used towards formulating the outlook have been obtained from sources published by third parties. While such publications are believed to be reliable, however, neither the AMC, its officers, the trustees, the Fund nor any of their affiliates or representatives assume any responsibility for the accuracy of such information. CRMF, its sponsors, its trustees, CRAMC, its employees, officer, directors, etc. assume no financial liability whatsoever to the user of this document. Mutual Fund Investments are subject to market risk. Investors are requested to read the Scheme related documents carefully before investing.

Mutual Fund investments are subject to market risks, read all Scheme related documents carefully.