
CANARA ROBECO DYNAMIC BOND FUND

Canara Robeco Dynamic Bond Fund

An open ended dynamic debt scheme investing across duration

This product is suitable for investors who are seeking*

- Income/ Capital appreciation by dynamically managing duration
- Investment in Debt and Money Market securities across duration



Investors understand that their principal will be at Moderate Risk



Investors understand that their principal will be at Moderately High Risk

POTENTIAL RISK CLASS (PRC) MATRIX*
Relatively High Interest Rate Risk and Moderate Credit Risk

Potential Risk Class			
Credit Risk			
Interest Rate Risk	Relatively Low (Class A)	Moderate (Class B)	Relatively High (Class C)
Relatively Low (Class I)			
Moderate (Class II)			
Relatively High (Class III)		B-III	

**Investors should consult their financial advisers if in doubt about whether the product is suitable*

Confused???

When to invest in Long Term Bonds?

What's the best time to invest in Short Term Bonds?

When to Invest in Liquid Instruments?

Let the Experts take the Call, **"Invest in Canara Robeco Dynamic Bond Fund"**

WHAT IS DYNAMIC BOND FUND

Flexible Portfolio Allocation

- A Dynamic Bond Fund allows the fund manager to switch between short and long term bonds depending on the macro economic scenario

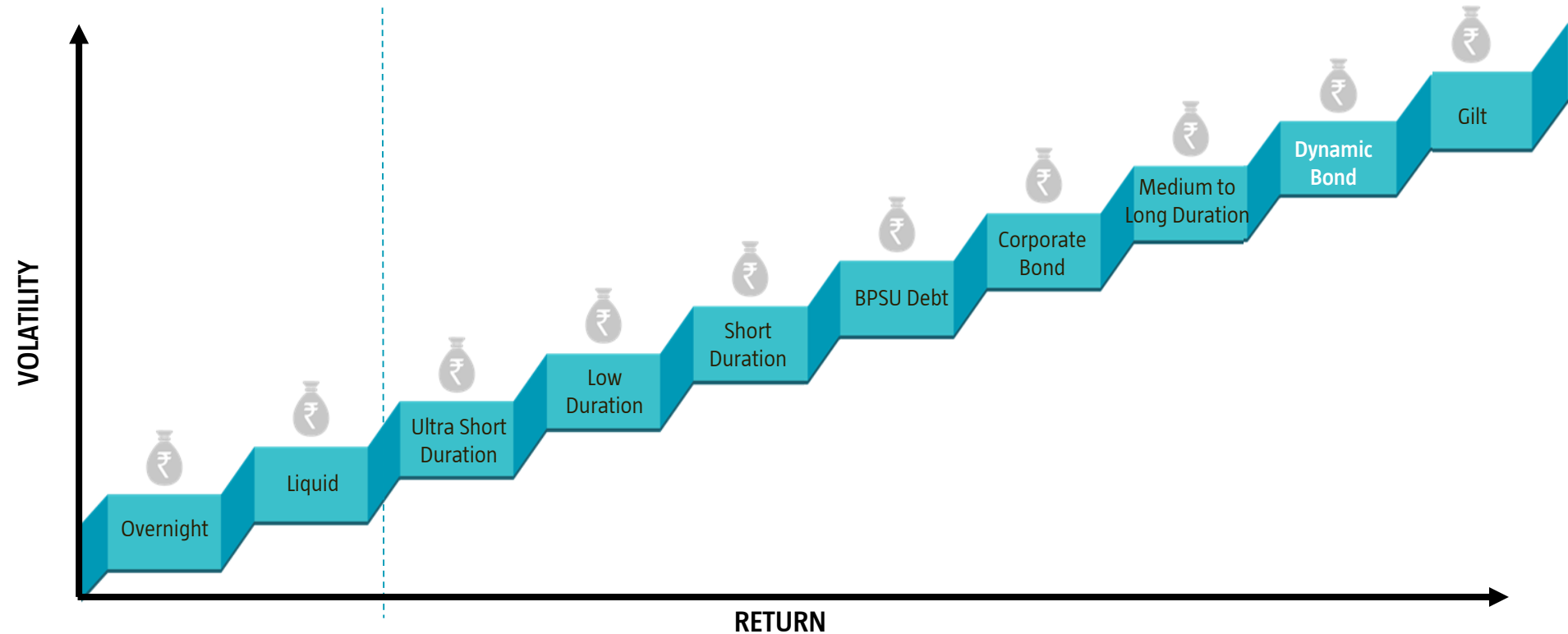
Benefit to the Investor

- The flexibility to realign the portfolio according to interest rate movements, gives the investor an opportunity to benefit irrespective of interest rate movements
- The flexible mandate also helps in protecting the investor from market volatility

Investor Suitability

- This fund is suitable for investors with medium to long time horizon

RISK-REWARD MATRIX



CANARA ROBECO DYNAMIC BOND FUND

Canara Robeco Dynamic Bond Fund
<input type="checkbox"/> An Open Ended dynamic debt scheme investing across duration that seeks to generate income from a portfolio constituted of debt and money market securities
<input type="checkbox"/> Endeavours to identify mispriced opportunities & capture volatility trends
<input type="checkbox"/> Aims to generate Alpha through free-style duration management
<input type="checkbox"/> Low exposure to credit risk to maintain high portfolio quality

Instruments	Minimum	Maximum
Government of India & Corporate Debt Securities (including Securitised Debt)*	0%	100%
Money Market Instruments	0%	100%

*excluding Debt/GOI Securities with initial maturity of less than one year and Treasury bills

CANARA ROBECO DYNAMIC BOND FUND

Characteristics

Active Management

Plans & Options

Regular & Direct Plan:

- a) Growth
- b) Dividend
 - Reinvestment Option
 - Payout option

Risk Profile

Low

High Quality
IssuersMedium to High
Interest Rate Risk

Portfolio



Features

Open ended dynamic debt scheme that provides an short to medium term investment avenue

Active interest rate risk management

Endeavours to identify mispriced opportunities & capture volatility trends

Free style duration management

Low exposure to credit risk

Fund endeavors to trade on duration to generate alpha by using a proactive strategy of benefitting from interest rate fluctuations under any market condition.

PORTFOLIO STRATEGY

Active Duration Management

- The fund manager intends to actively manage duration in variable interest rate scenarios and capture any opportunities available in the Yield Curve

Dynamic Asset Allocation

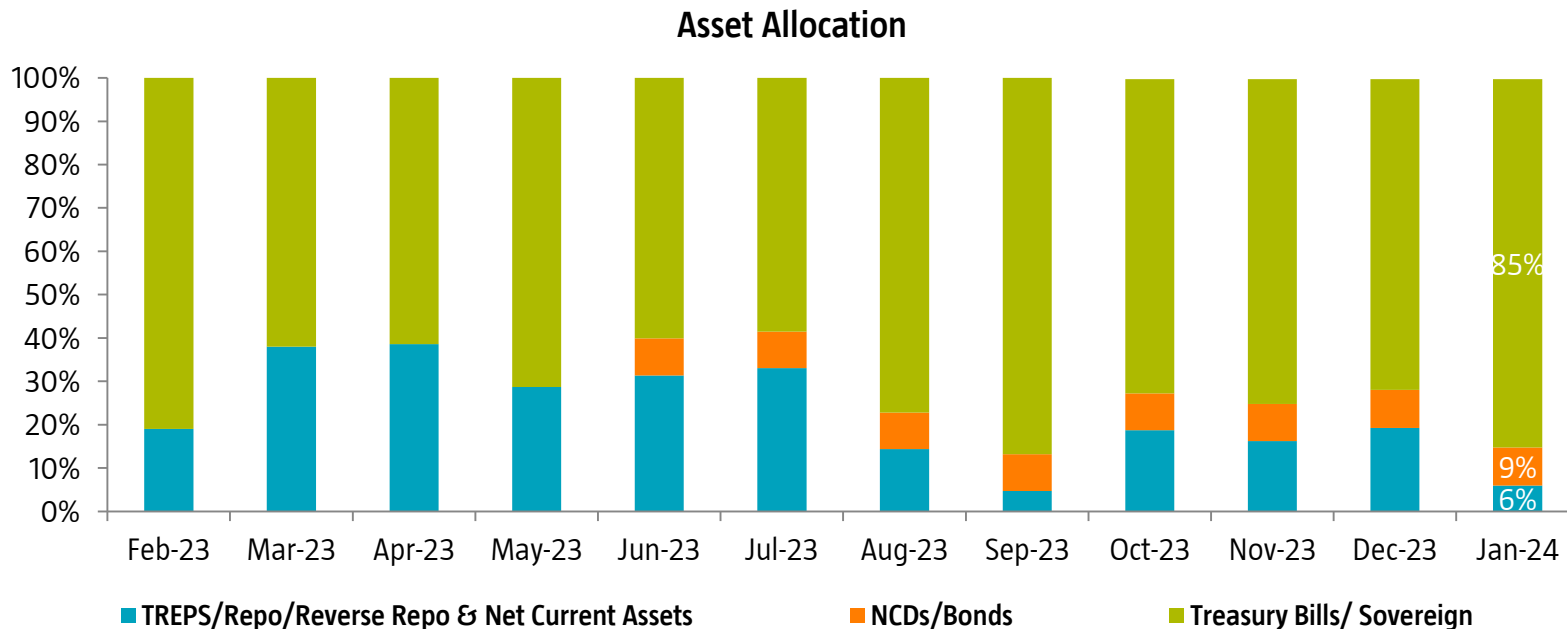
- The Fund will be managed dynamically with asset allocation across the curve as per the changing environment

Analysis of Macro Economic Scenario

- Investment strategies would be formed based on Macro factors like inflation, fiscal deficit, currency, duration view and liquidity

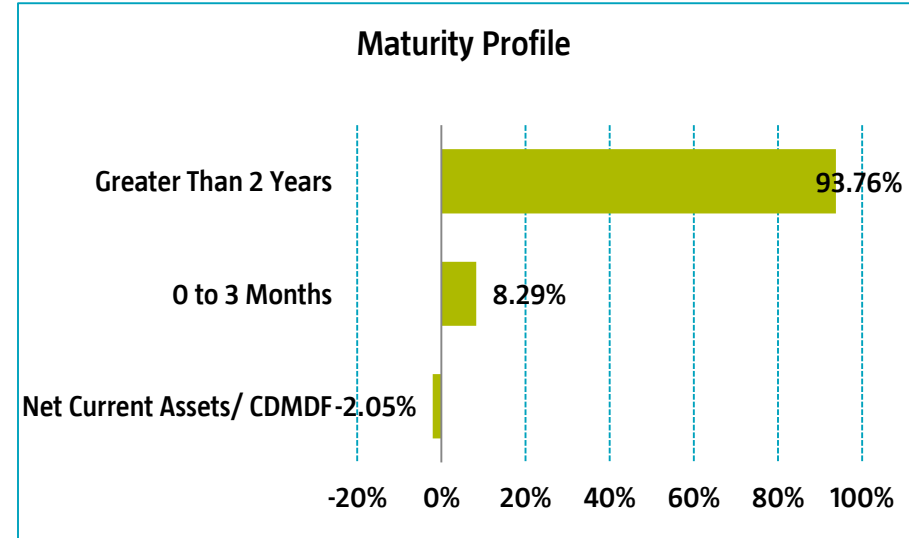
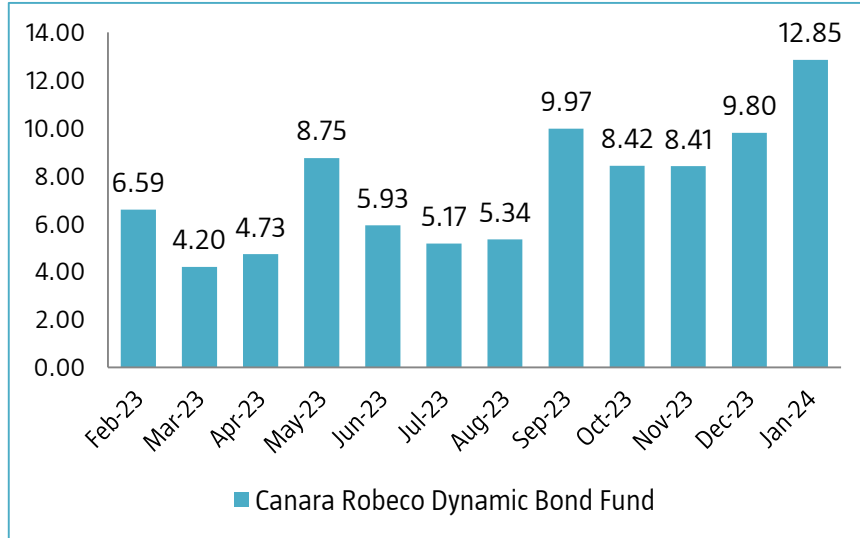
Credit Quality

- The fund manager does not intend to take credit risk
- Money market allocation would be towards higher rated money market instruments



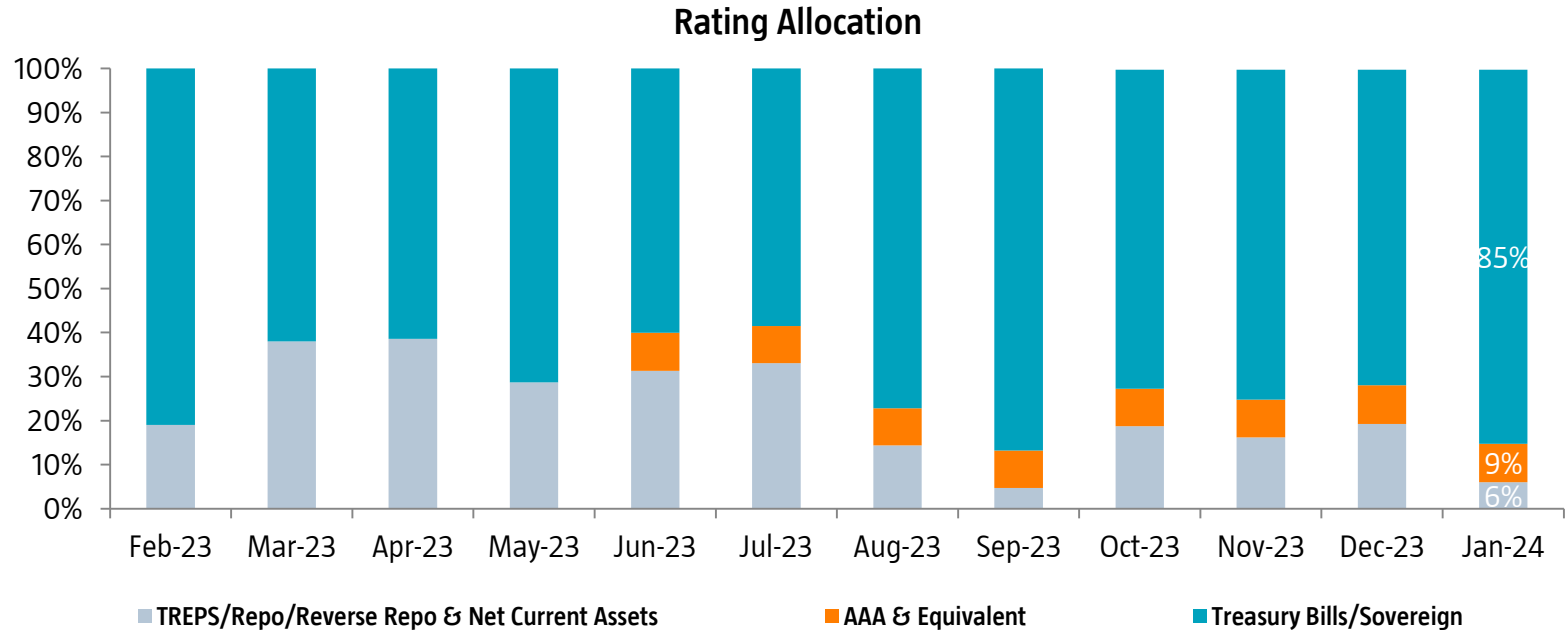
The asset allocation shows investments in both Corporate bonds & G-Sec in different proportions at different points in time

PORTFOLIO ANALYSIS



- Analyzing the data of past one year we observe the Average Maturity, ranges between 4.2 years to 12.85 years signifying active duration management

PORTFOLIO ANALYSIS



Keeping in mind the current interest rate scenario, the exposure to G-sec has been kept high in the recent past

WHY INVEST

- ❑ Flexible Investment Approach –
 - ✓ Flexibility to invest across debt instruments
- ❑ Quality & Liquidity –
 - ✓ Investments into highly rated debt instruments
- ❑ Portfolio construction Process –
 - ✓ Robust & coherent Fixed Income Investment Process
 - ✓ Robust Risk Management Framework – essential in freestyle Duration Investing

PERFORMANCE

Fund Manager: Mr. Kunal Jain

Scheme Names	CAGR (%)							
	1 Year Return		3 Years Return		5 Years Return		Since Inception	
	Scheme	Benchmark*	Scheme	Benchmark*	Scheme	Benchmark*	Scheme	Benchmark*
CANARA ROBECO LIQUID FUND	7.12	7.15	5.15	5.30	5.02	5.26	6.95	6.79
CANARA ROBECO SAVINGS FUND	7.09	7.66	4.88	5.77	5.67	6.30	7.31	7.24
CANARA ROBECO DYNAMIC BOND FUND	6.22	6.41	3.41	5.79	5.66	8.18	6.88	8.48
CANARA ROBECO INCOME FUND	6.02	6.43	3.32	5.78	5.92	8.18	7.83	8.20
CANARA ROBECO GILT FUND	7.15	8.25	3.93	4.66	6.33	7.15	8.26	8.47

Note:

- a. Mr. Kunal Jain manages 5 open-ended schemes of Canara Robeco Mutual Fund.
b. Period for which scheme's performance has been provided is computed basis last day of the month-end preceding the date of advertisement.
c. Different plans shall have a different expense structure. The performance details provided herein are of Regular plan - Growth Option.
d. Past performance may or may not be sustained in the future.

Fund Manager: Mr. Avnish Jain

Scheme Names	CAGR (%)							
	1 Year Return		3 Years Return		5 Years Return		Since Inception	
	Scheme	Benchmark*	Scheme	Benchmark*	Scheme	Benchmark*	Scheme	Benchmark*
CANARA ROBECO EQUITY HYBRID FUND*	23.69	22.40	15.20	15.03	15.01	14.63	11.63	-
CANARA ROBECO CONSERVATIVE HYBRID FUND**^	10.82	11.03	7.76	7.10	9.32	9.14	10.09	8.85
CANARA ROBECO LIQUID FUND	7.12	7.15	5.15	5.30	5.02	5.26	6.95	6.79
CANARA ROBECO SAVINGS FUND	7.09	7.66	4.88	5.77	5.67	6.30	7.31	7.24
CANARA ROBECO ULTRA SHORT TERM FUND	6.42	7.69	4.43	5.83	4.78	6.19	6.79	7.50
CANARA ROBECO CORPORATE BOND FUND	6.20	7.28	4.14	5.65	6.09	7.08	6.96	8.34
CANARA ROBECO GILT FUND	7.15	8.25	3.93	4.66	6.33	7.15	8.26	8.47
CANARA ROBECO DYNAMIC BOND FUND	6.22	6.41	3.41	5.79	5.66	8.18	6.88	8.48
CANARA ROBECO INCOME FUND	6.02	6.43	3.32	5.78	5.92	8.18	7.83	8.20
CANARA ROBECO SHORT DURATION FUND^	6.40	7.72	4.22	5.76	5.83	7.11	6.68	7.94
CANARA ROBECO BANKING AND PSU DEBT FUND	6.46	7.13	N.A	-	N.A	-	5.74	6.49

Note:

- a. Mr. Avnish Jain manages 11 open-ended schemes of Canara Robeco Mutual Fund.
b. Period for which scheme's performance has been provided is computed basis last day of the month-end preceding the date of advertisement.
c. Different plans shall have a different expense structure. The performance details provided herein are of Regular plan - Growth Option.
d. *Managing the portfolio only for debt allocation
e. ^As per the provisions of SEBI circular dated April 12, 2018 (Performance disclosure post consolidation/Merger of Schemes), the past performance of aforesaid scheme is based on the historical NAV of Canara Robeco Income Saver Fund (erstwhile Canara Robeco Monthly Income Plan) and hence may not be comparable.
f. Past performance may or may not be sustained in the future.
g. -: Corresponding Benchmark values not available
h. N.A. - Not Applicable because scheme is in existence for less than 3 year.

FUND FACTS

Fund Category	Open ended dynamic debt scheme investing across duration
Investment Objective	The objective of the fund is to seek to generate income from a portfolio of debt and money market securities. However, there can be no assurance that the investment objective of the scheme will be realized and the Fund does not assure or guarantee any returns.
Inception Date	29-May-09
Asset Allocation	<input type="checkbox"/> Government of India and Corporate Debt Securities (including securitized debt): 0%-100% <input type="checkbox"/> Money Market Instruments : 0% - 100%.
Plans/Options	Regular & Direct Plan: Options: Growth / IDCW (weekly & monthly payout & Reinvestment)
Facilities	SIP/ STP/ SWP/ Transfer of IDCW Plan
Fund Size	Rs. 112.95 Crs (Month End AUM)
Load Structure	Nil
Benchmark	CRISIL Dynamic Bond B-III Index
Fund Manager	Mr. Kunal Jain & Mr. Avnish Jain

DISCLAIMER

The information used towards formulating the outlook have been obtained from sources published by third parties. While such publications are believed to be reliable, however, neither the AMC, its officers, the trustees, the Fund nor any of their affiliates or representatives assume any responsibility for the accuracy of such information. CRMF, its sponsors, its trustees, CRAMC, its employees, officer, directors, etc. assume no financial liability whatsoever to the user of this document. Mutual Fund Investments are subject to market risk. Investors are requested to read the Scheme related documents carefully before investing.

Mutual Fund investments are subject to market risks, read all Scheme related documents carefully.