CANARA ROBECO | smarTomorrows

CANARA ROBECO
BLUE CHIP EQUITY FUND

MUTUALFUNDS Sahi Hai

APRIL 2020

CANARA ROBECO

CONTENTS

- **Blue Chip Equity Funds**
  - Risk-Reward Matrix
  - An Introduction
- **Canara Robeco Blue Chip Equity Fund**
  - Investment Process
  - Portfolio
  - Performance
- **Why Canara Robeco Blue Chip Equity Fund**
- **Product Positioning**
- **Fund Facts**

CANARA ROBECO

RISK-REWARD MATRIX

- Offer stable and sustainable returns over a period of time
- Invests in companies with strong fundamentals

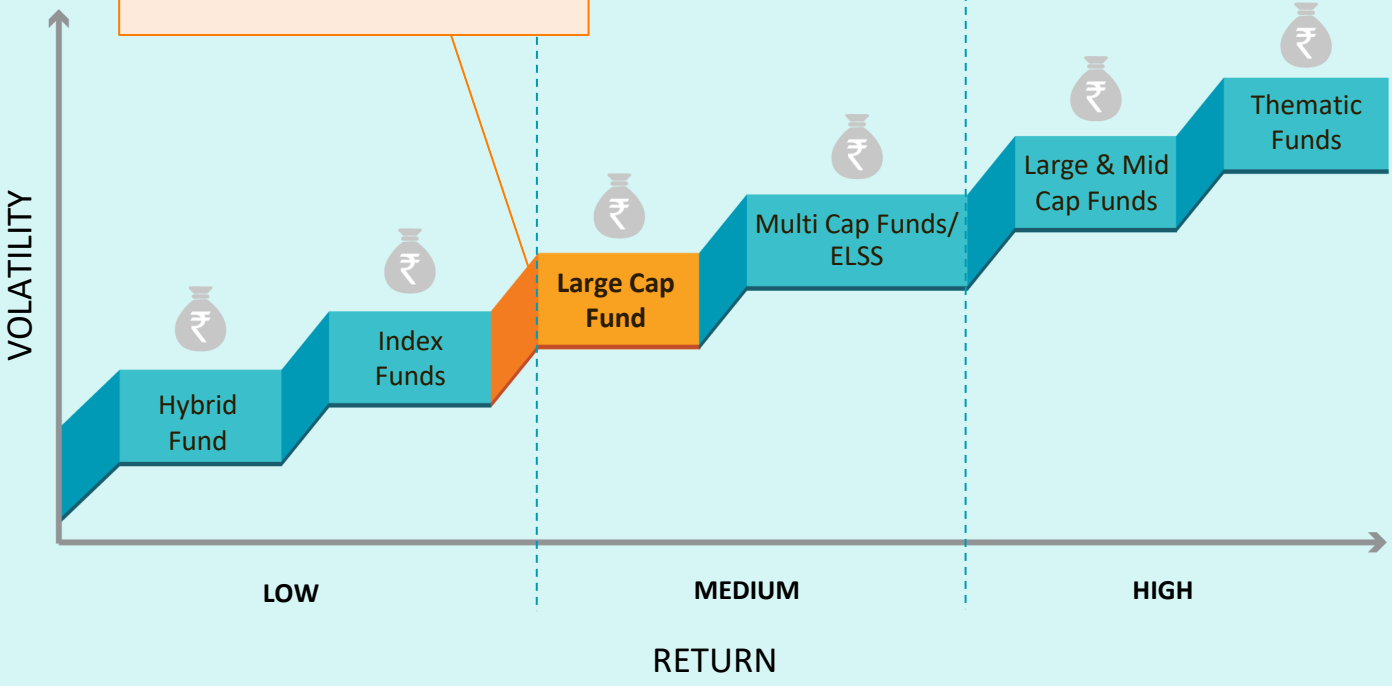

Large Cap Funds are less riskier than Diversified, Thematic & Mid & Small Cap Funds

CANARA ROBECO

LARGE CAP EQUITY FUNDS – AN INTRODUCTION

Blue Chip:

- Proxy to Economy
- Resembles the market

L – **Leadership** –They define the market

E – **Economies of Scale** – Cost Advantage

A – **Access to Resources -** Better access, competitive edge

D – **Diversification** – Harness synergies, higher growth

E – **Experience** – Customer Understanding

R – **Resilient** – Insulated during bad times

S – **Strength of Balance Sheet** – Supports Expansion Plans

CANARA ROBECO

Canara Robeco Blue Chip Equity Fund

Large Cap Fund: An open ended equity scheme predominantly investing in large cap stocks

This product is suitable for investors who are seeking*

- Capital appreciation over long term
- Investing predominantly in equities and equity related instruments of large cap companies

**Investors should consult their financial advisers if in doubt about whether the product is suitable*

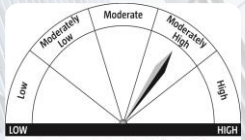

Investors understand that their principal will be at Moderately High risk

CANARA ROBECO

INVESTMENT PROCESS

3 Steps investment process designed to achieve the investment objective in a disciplined manner

Macro Research
- Macro Research & Intelligence
- Identification of themes
- Tracking business cycles

Stock - Specific Ideas
- In-house fundamental research
- Management meetings
- Sell-side research and sector specialists
- Behavioral screener

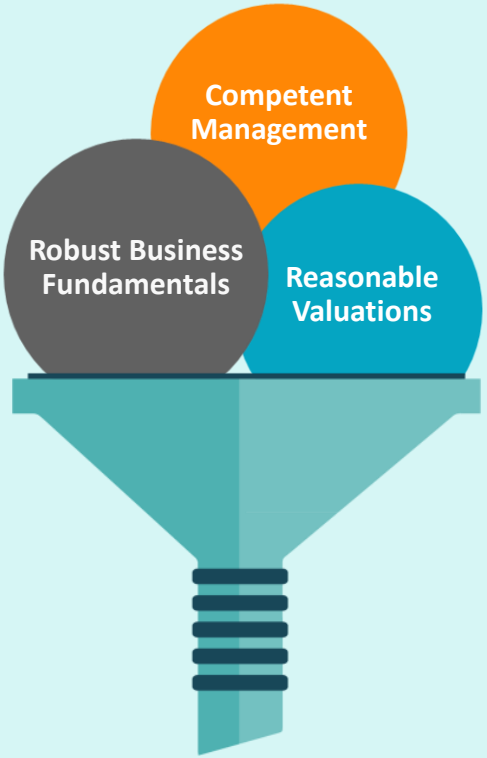

Regulatory Limits
- Individual Stock Limits

Internal Risk Management Limits
- Tracking Error
- Ratio Var
- Beta Monitoring

Investment Mandate
- Market Cap of the stock

Investment Recording
- Captain's Log

Investment Checklist

Investment Universe → ✓IDEATE

Investible Ideas → ✓SCREEN

Final Portfolio → ✓DESIGN

CANARA ROBECO

LARGE CAP ADVANTAGE



Relatively stable

Blue chip stocks are less volatile than other stocks across capitalization.

They tend to weather the fall better and recover sooner than others

Lower drawdown

Large Cap companies witness lower drawdown as compared to mid and small sized companies

Potential to grow

Many Indian large cap companies are small compared to their global peers.

They have a long runway for growth available to them.

There is an immense scope for current Large Caps to become Super Large Caps going forward

CANARA ROBECO

PORTFOLIO SNAPSHOT

Top 10 Holdings	Industry Classification	% of Net Assets
HDFC Bank Ltd	Banks	8.09%
Reliance Industries Ltd	Petroleum Products	7.72%
ICICI Bank Ltd	Banks	6.19%
Infosys Ltd	Software	5.45%
Housing Development Finance Corporation Ltd	Finance	4.83%
Bharti Airtel Ltd	Telecom - Services	3.85%
Kotak Mahindra Bank Ltd	Banks	3.08%
Tata Consultancy Services Ltd	Software	3.04%
Hindustan Unilever Ltd	Consumer Non Durables	2.98%
Divi's Laboratories Ltd	Pharmaceuticals	2.57%

- **A concentrated portfolio with 40 stocks**
- **Top 5 Sectors: 62.00%**
- **Top 10 Stocks: 47.80%**

Top 5 Sector break up (% to NAV)

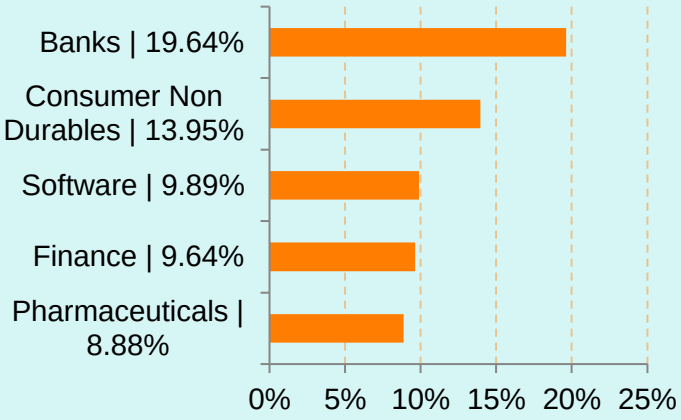

Asset Allocation

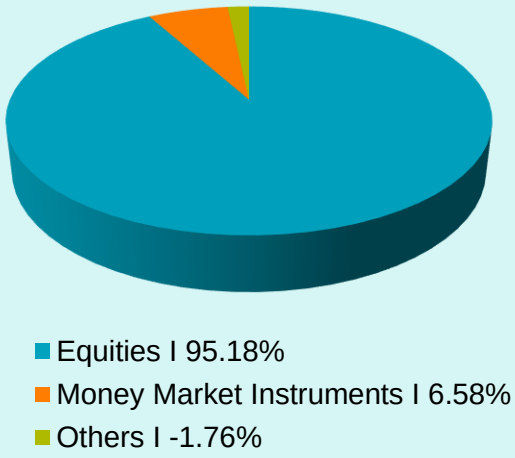

Data as on 30th Apr'20

CANARA ROBECO

PORTFOLIO SNAPSHOT

Market Capitalisation (%)

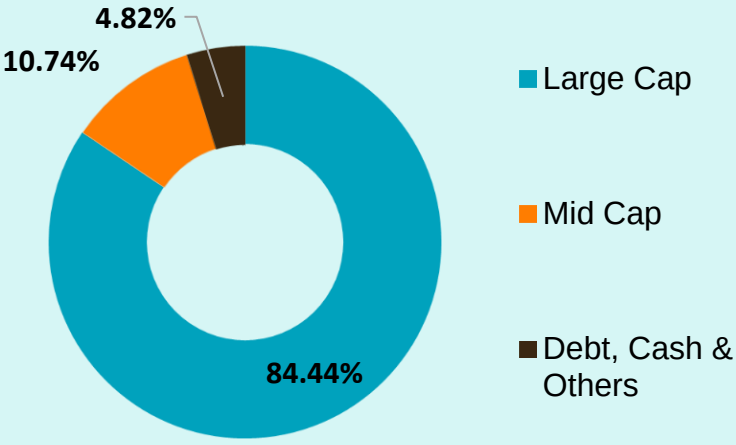

Investment Style

Growth	Value	**Blend**
Large Cap	Mid Cap	Small Cap
Diversified	Thematic	Sector

Quantitative Information

Criteria	Values
Standard Deviation	21.04
Portfolio Beta	0.86
Portfolio Turnover Ratio	0.52 times
R-Squared	0.96
Sharpe Ratio	0.15

- Focus on blue chip companies by investing in Top 100 companies based on market capitalisation
- Fund focuses on companies and sectors that are expected to perform better than the general market
- Fund uses inputs from internal quant model to identify investable companies

Data as on 30th Apr'20

CANARA ROBECO

PERFORMANCE AT A GLANCE

Canara Robeco Blue Chip Equity Fund: Rs. 24,260 on an investment of Rs.10,000 since inception

Period	Returns (%)			Current Value of Standard Investment of Rs.10,000 in the		
	Scheme	S&P BSE 100 TRI #	S&P BSE Sensex TRI ##	Scheme	S&P BSE 100 TRI #	S&P BSE Sensex TRI ##
Last 1 Year	-2.49%	-14.93%	-12.51%	9,751	8,503	8,745
Last 3 Years	5.77%	2.31%	5.35%	11,840	10,710	11,697
Last 5 Years	7.11%	5.08%	5.93%	14,105	12,814	13,341
Since Inception (CAGR)	9.57%	7.93%	10.71%	24,260	20,967	26,825

The past performance may or may not be sustained in the future. Returns are based on growth NAV of Regular plan and are calculated on compounded annualized basis for a period of more than (or equal to) a year and absolute basis for a period less than a year. Inception Date: August 20, 2010. Different plans have a different expense structure. The performance details provided herein are of Regular Plan. Mr. Shridatta Bhandwaldar is managing the scheme since 5-July-16. Performance as on 30th Apr'20.

#Scheme Benchmark , ##Additional Benchmark . Load is not taken into consideration for computation of returns. Returns of dividend option under the scheme for the investor would be net of distribution tax as applicable. The performance of other funds managed by fund manager of Canara Robeco Blue Chip Equity Fund is on the slide number 17.

PERFORMANCE AT A GLANCE - SIP

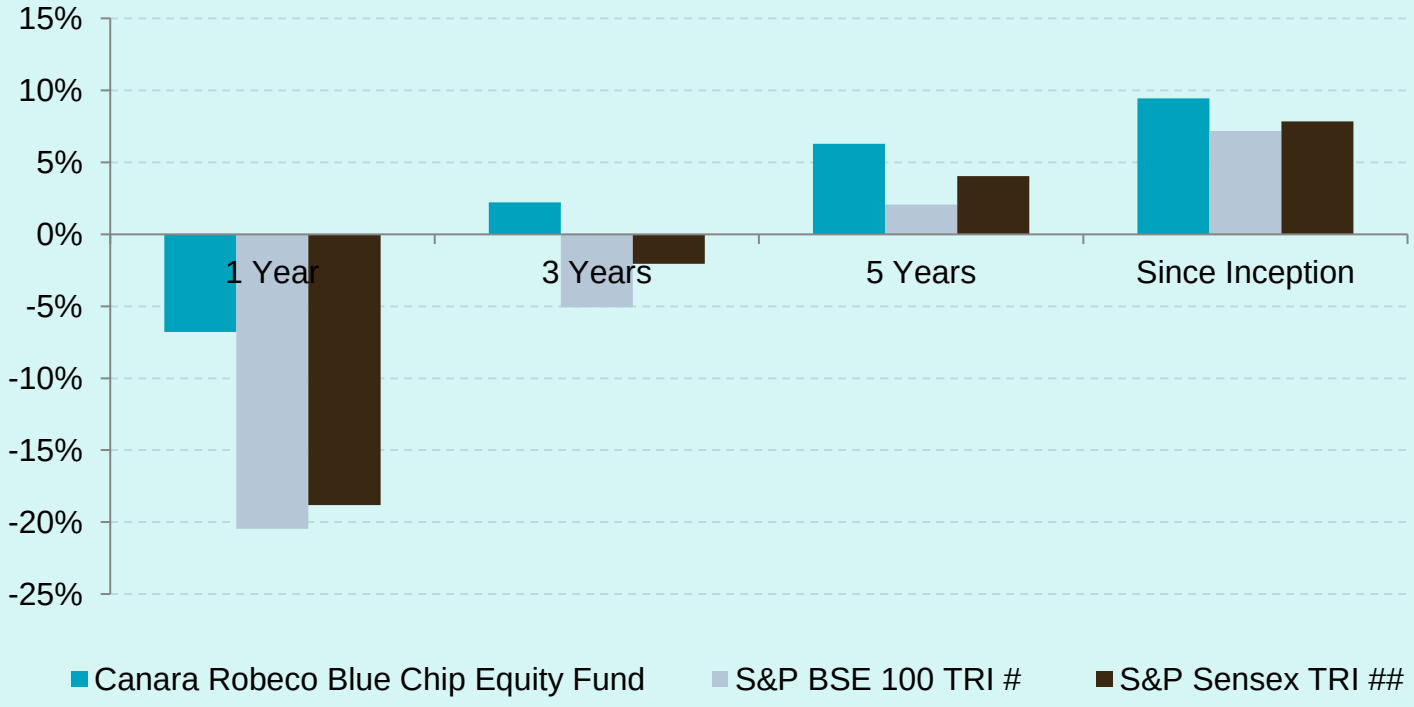

Canara Robeco Blue Chip Equity Fund	1 year	3 years	5 years	Since Inception
Total Amt invested (INR)	1,20,000	3,60,000	6,00,000	11,70,000
Market Value (INR)	1,15,593	3,72,423	7,03,243	18,83,349

Investment date is taken to be 1st of the month or subsequent day if 1st is a holiday and investment of Rs.10,000 is taken. Returns are as on 30th Apr'20 and are CAGR. The calculations are based on the regular growth plan NAVs. **Past performance may or may not be sustained in the future**. Scheme Benchmark# , Additional benchmark##. Inception Date: September 16, 2003

CANARA ROBECO

PRODUCT POSITIONING

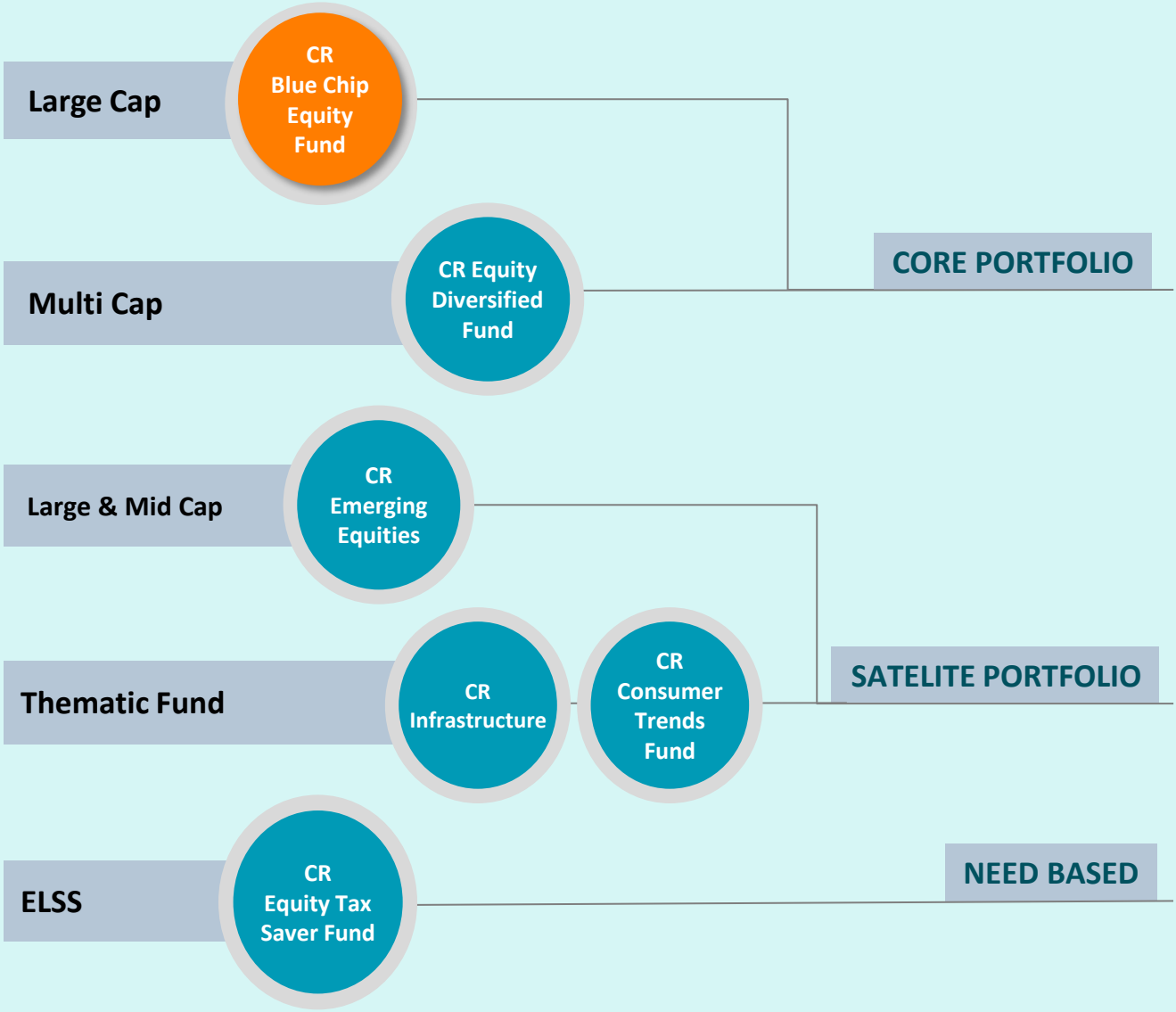

Above positioning is for illustration purpose only

CANARA ROBECO

WHY INVEST

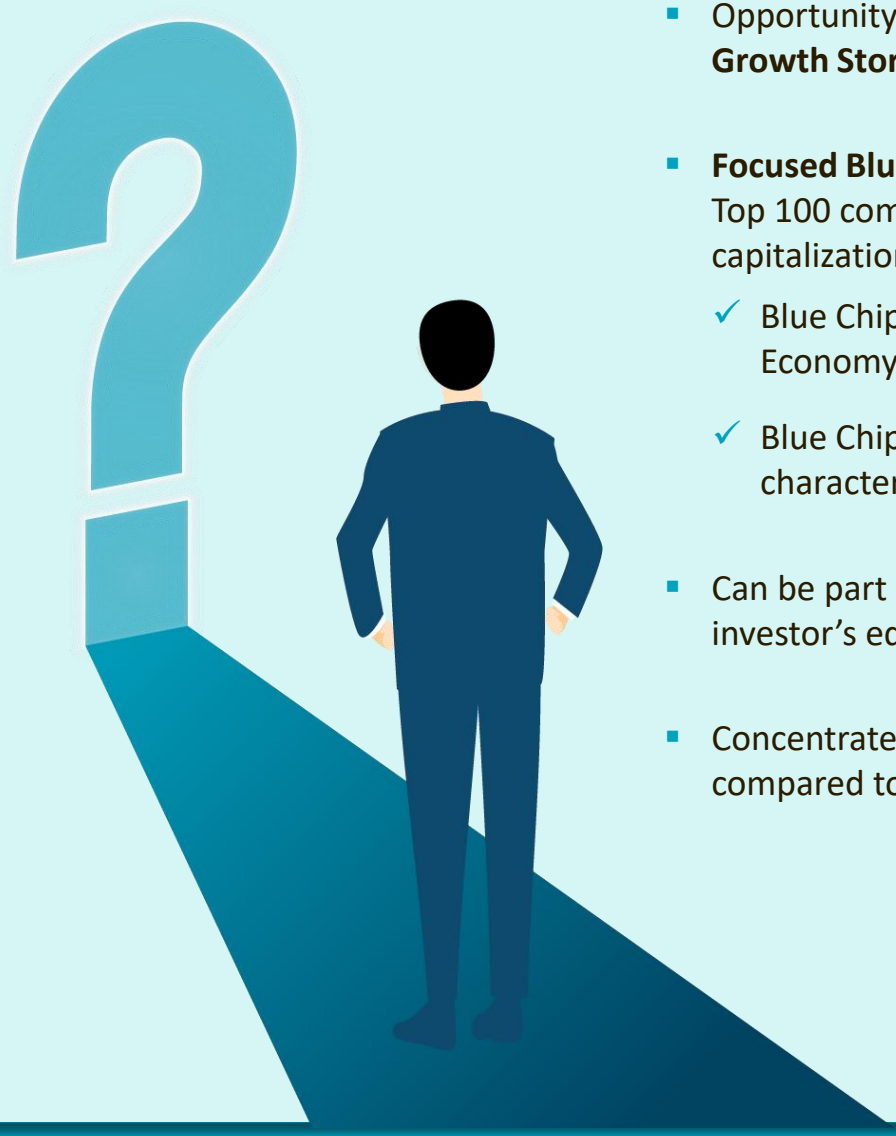

- Opportunity to participate in the **India Growth Story**
- **Focused Blue Chip** holdings by investing in Top 100 companies based on their Market capitalization
  - ✓ Blue Chip Companies are proxies to the Economy and have potential to grow
  - ✓ Blue Chip Companies reflect characteristics of **“LEADERS”**
- Can be part of the **’CORE’** portfolio of an investor’s equity portfolio
- Concentrated & Seasoned portfolio compared to other sector / thematic funds.

CANARA ROBECO

FUND FACTS

Fund Category	Open ended equity scheme
Investment Objective	To provide capital appreciation by predominantly investing in companies having a large market capitalization. However, there can be no assurance that the investment objective of the scheme will be realized.
Inception Date	20-Aug-10
Asset Allocation	❑ Large Cap equity and equity related instruments* - 80% to 100% (Risk- High) ❑Other Equity and equity related instruments - 0% to 20% (Risk- Low) ❑Debt and Money Market Instruments - 0% to 20% (Risk- Low to Medium) ❑Reits/Invits- 0% to 10% (Risk- Medium to High)
Plans/Options	Regular & Direct Plan: Options: Growth / Dividend with payout & Reinvestment
Facilities	SIP/ STP/ SWP/ Dividend Transfer Facility
Fund Size	Rs. 418.00 Crs (Month End AUM)
Load Structure	Exit Load: 1% - if redeemed/switched out within 1 year; Nil- if redeemed/switched out after 1 year
Benchmark	S&P BSE 100 TRI
Fund Manager	Mr. Shridatta Bhandwaldar, Mr. Sanjay Bembalkar

CANARA ROBECO

Performance of Fund Manager

Fund Manager: Mr. Shridatta Bhandwaldar

Scheme Names	CAGR (%)							
	1 Year Return		3 Years Return		5 Years Return		Since Inception	
	Scheme	Benchmark#	Scheme	Benchmark#	Scheme	Benchmark#	Scheme	Benchmark#
CANARA ROBECO EQUITY DIVERSIFIED FUND	-6.34	-15.60	4.76	0.60	6.14	4.89	16.46	14.12
CANARA ROBECO BLUE CHIP EQUITY FUND	-2.49	-14.93	5.77	2.31	7.11	5.08	9.57	7.93
CANARA ROBECO EQUITY HYBRID FUND^	-1.46	-4.15	5.00	4.70	7.33	7.02	10.61	0.00
CANARA ROBECO INFRASTRUCTURE	-17.18	-34.24	-8.56	-14.08	0.30	-4.40	9.45	0.00
CANARA ROBECO EQUITY TAX SAVER FUND	-6.71	-14.93	4.66	2.31	6.21	5.08	13.69	11.73
CANARA ROBECO EMERGING EQUITIES	-10.50	-15.76	0.15	-0.65	8.25	5.47	15.11	N.A.
CANARA ROBECO CONSUMER TRENDS FUND	-4.29	-14.93	5.03	2.31	8.59	5.08	13.21	8.35
CANARA ROBECO SMALL CAP FUND* (Date of Allotment – 15.02.2019)	-18.10	-31.02	N.A.	N.A.	N.A.	N.A.	-16.06	-19.02

Note:
a. Mr. Shridatta Bhandwaldar manages 8 open-ended schemes of Canara Robeco Mutual Fund .
b. Period for which scheme's performance has been provided is computed basis last day of the month-end preceding the date of advertisement
c. Different plans shall have a different expense structure. The performance details provided herein are of Regular plan - Growth Option.
d. ^Managing the portfolio only for equity allocation along with Ms. Cheenu Gupta
e. Past performance may or may not be sustained in the future.
f. *The performance of Canara Robeco Small Cap fund is based on absolute returns as the tenure of the scheme is less than 1 year.

Fund Manager: Mr. Sanjay Bembalkar

Scheme Names	CAGR (%)							
	1 Year Return		3 Years Return		5 Years Return		Since Inception	
	Scheme	Benchmark#	Scheme	Benchmark#	Scheme	Benchmark#	Scheme	Benchmark#
CANARA ROBECO BLUE CHIP EQUITY FUND	-2.49	-14.93	5.77	2.31	7.11	5.08	9.57	7.93

Note:
a. Mr. Sanjay Bembalkar manage 1 open-ended schemes of Canara Robeco Mutual Fund .
b. Period for which scheme's performance has been provided is computed basis last day of the month-end preceding the date of advertisement
c. Different plans shall have a different expense structure. The performance details provided herein are of Regular plan - Growth Option.
d. Past performance may or may not be sustained in the future.

DISCLAIMER

The information used towards formulating the outlook have been obtained from sources published by third parties. While such publications are believed to be reliable, however, neither the AMC, its officers, the trustees, the Fund nor any of their affiliates or representatives assume any responsibility for the accuracy of such information. CRMF, its sponsors, its trustees, CRAMC, its employees, officer, directors, etc. assume no financial liability whatsoever to the user of this document. Mutual Fund Investments are subject to market risk. Investors are requested to read the Scheme related documents carefully before investing.

Mutual Fund investments are subject to market risks, read all Scheme related documents carefully.